

# DISTRICT ADVISORY COUNCIL

September 11, 2019  
School Board Meeting Room  
6:00 P.M.

## AGENDA

		ITEM	Presenter
1.	6:00	Call to Order/Welcome	Mr. Scott Hertz
2.	6:02	Approval of Minutes from the 05/15/2019 Meeting	Mr. Scott Hertz
3.	6:05	Public Comment* ( <i>Non-DAC Members •Agenda Items</i> )	Mr. Scott Hertz
4.	6:10	Board Update	Mrs. Gwynetta S. Gittens
5.	6:20	Transportation Presentation	Roger Lloyd
6.	6:25	Academic Update	Dr. Jeff Spiro & Academic Team
7.	7:00	Breakout Group Discussions & Visitation	All
8.	7:45	Breakout Group Reports	Subcommittees
9.	7:55	Public Comment* ( <i>Non-DAC Members •Non-Agenda Items</i> )	
10.	7:58	Good of the Order	All
11.	8:00	Adjournment	

**\*3-minute time limit per speaker**

**Mission Statement:** *The District Advisory Council in cooperation with the Lee County School Board will gather information and seek input from the schools and the community at large in an effort to advise the Board and develop recommendations for constant improvement of our educational system.*

**The next District Advisory Council Meeting is October 16, 2019.**

**Topic: FY19 Academic Update**

THE SCHOOL DISTRICT OF LEE COUNTY

*District Advisory Council*

*May 15, 2019*



*Mission Statement: The District Advisory Council, in cooperation with the Lee County School Board, will gather information and seek input from the schools and the community at large to advise the Board and develop recommendations for constant improvement of our educational system.*

Pending Approval on 9/11/19

---

**Call to Order/Minutes**

Mr. Scott Hertz, Chairperson, welcomed the DAC Members and called the meeting to order at 6:01 p.m. Cedric Hall made a motion to accept the April 17, 2019 meeting minutes. Dr. Dante Ciofli seconded the motion. The motion carried unanimously.

**Public Comment (Non-DAC Members – Agenda Items)**

None

**Board Update**

Board Member Mary Fisher thanked the committee for their support of DAC. Ms. Fisher also discussed the ongoing efforts regarding bus stop safety and the importance of setting legislative priorities. Ms. Fisher asked the committee to reflect three questions:

- What did I do this year for my school?
- What can I do next year?
- Why are SAC and DAC meetings important?

**Year End Review**

Dr. Gregory Adkins, Superintendent, gave a presentation on the progress the District has made during this school year. He committed to return in the fall to share the results of the standardized testing and school grades that will come in during the summer break.

**Legislative Update**

Ms. Carole Green, the District's Legislative Consultant, gave a presentation on the bills, which did and did not pass during the 2019 legislative session and which issues she believes will be a priority for the legislature next year.

**Recommendation: FY20 Legislative Priorities**

Dr. Denise Carlin and Mrs. Cindy McClung presented the committee with three topics for discussion.

- Mental health funding
- Traditional vs Charter school funding
- Teacher compensation

The committee took a survey to select a topic of discussion. Teacher compensation received the most votes. The committee divided into two groups to discuss a possible recommendation to the School Board regarding their FY20 Legislative Priorities.

Through that process, DAC members came to consensus and recommended that the Board make it a priority to lobby our legislators that since Florida is so low in the rankings for teacher pay, the State should provide additional funding for teacher salaries, while also providing flexibility in how the various School Boards may allocate those funds between base pay and bonuses for teachers.

### Questions Submitted on Cards after the Presentations

Q. With the need and planning of the building new schools, is solar energy being considered in the planning of these new schools? Besides using cutting-edge technology, and using renewable energy, the schools can store and sell back the electricity during times of low usage of buildings.

Answer: At this moment in time, solar energy is not being considered due to lack of available acreage to provide for solar arrays on our existing campuses. New construction would be predicated on a site-by-site assessment and the availability of grants to support the installation of solar arrays.

In addition, the FDOE does not provide funding within the allowable cost per student station allowance to support this work.

Answers given by

Scott Reichenbacker, Senior Program Manager-Construction

### Public Comment (Non-DAC Members – Non-Agenda Items)

None

### Good of the Order

None

### Adjournment

Dr. Dante Ciofli made a motion to adjourn at 8:03 p.m. and Raymond Schneider seconded it. The motion carried unanimously.

---

### Thank you to the following schools for having representation at this DAC Meeting:

**Elementary Schools:** Allen Park Elementary School, Bonita Springs Elementary School, Cape Elementary School, Dr. Carrie D. Robinson Littleton Elementary School, , Edison Park Creative and Expressive Arts School, School, Franklin Park Elementary School, School, Gateway Elementary School, Gulf Elementary School, Hancock Creek Elementary School, Harns Marsh Elementary, Hector A. Cafferata Jr. Elementary School, James Stephens International Academy, J. Colin English Elementary School, Lehigh Acres Elementary School, Manatee Elementary School, Orange River Elementary School, Orangewood Elementary School, Patriot Elementary School, Pelican Elementary School, Pine Island Elementary School, Rayma C. Page Elementary School, Spring Creek Elementary School, Sunshine Elementary School, Three Oaks Elementary School, Tice Elementary School, Trafalgar Elementary School, and Villas Elementary School

**Middle Schools:** Bonita Springs Middle School, Caloosa Middle School, Challenger Middle School,

Cypress Lake Middle School, Gulf Middle School, Harns Marsh Middle School, Lehigh Acres Middle School, Lexington Middle School, Oak Hammock Middle School, Trafalgar Middle School, The Sanibel School

**High Schools:** Bonita Springs High School, Cape Coral High School, Cypress Lake High School, Fort Myers High School, Mariner High School, and North Fort Myers High

**Special Schools:** Cape Coral Institute of Technology, Fort Myers Technical College, Royal Palm Exceptional Center, Virtual Schools

**Principal Liaisons:** Christine Siebenaler, Elementary School

**School Board Liaison:** Ms. Mary Fisher

**Staff Liaison:** Dr. Denise Carlin, Executive Director, Strategic Planning and Community Engagement

**Presenters:** Dr. Gregory Adkins, Superintendent, Ms. Carole Green, Legislative Consultant

**Guests:** N/A

**Schools not represented at this DAC meeting:**

**Elementary Schools:** Bayshore Elementary School, Caloosa Elementary School, Colonial Elementary School, Diplomat Elementary School, Edgewood Elementary School, Fort Myers Beach Elementary, G. Weaver Hipps Elementary, Heights Elementary School, Mirror Lakes Elementary School, Littleton Elementary, Mirror Lakes Elementary, Ray V. Pottorf Elementary School, River Hall Elementary School, San Carlos Park Elementary, Skyline Elementary, Tanglewood Elementary, Tortuga Preserve Elementary, Treeline Elementary School, Tropic Isles Elementary

**Middle Schools:** Diplomat Middle School, Fort Myers Middle Academy, Harns Marsh Middle School (excused) and Mariner Middle School, North Fort Myers Academy for the Arts, Paul Laurence Dunbar Middle, The Alva School, Three Oaks Middle School, Varsity Lakes Middle School, Veterans Park Academy for the Arts

**High Schools:** Dunbar High School, East Lee County High School, Estero High School, Ida S. Baker High School, Island Coast High School, Lehigh Senior High School, Riverdale High School, South Fort Myers High School,

**Special Schools:** Buckingham Exceptional Center, DJJ, Dunbar Community School, Lamp, Success Academy, and Lee Virtual School

**The next meeting of the District Advisory Council scheduled for September 11, 2019 at 6:00 p.m. in the School Board Meeting Room, 2855 Colonial Blvd. Ft. Myers, Florida.**

**Presentation:**

Latanua Thomas, Recording Secretary

***An audio-visual recording of this meeting has been produced to provide a verbatim record of the proceeding and may be viewed on the School District's Website at [www.leeschools.net/district-advisory-committee](http://www.leeschools.net/district-advisory-committee). Members of the public wishing to obtain a copy of the recording of this or any meeting of the District Advisory Council must make a request through the District's Communication Department at (239) 337-8327.***

# Volunteers Needed!

## Transportation Review Committee

### School Board Policy 7.02 (12):

“A Transportation Review Committee (TRC) shall be formed to hear any request of individual concern caused by unusual situations or hardships. The committee shall consist of:

- Director of Transportation Services
- One Principal - Elementary of Middle School
- One representative from each School Choice Zone elected by the District Advisory Council
- Transportation Safety Supervisor
- One Local Law Enforcement Officer

The TRC shall meet biweekly, as needed, to consider requests for exceptions to this administrative regulation.”

### Transportation Review Committee Requirements

- Parent/Guardian must be present at the scheduled meeting.
- Documentation pertinent to the issue must be provided to [NancyMC@LeeSchools.Net](mailto:NancyMC@LeeSchools.Net) in transportation at least five (5) working days in advance of the meeting.
- Presenters will be allotted the following time when addressing the committee:
  - 1 presenter = 5 minutes
  - 2 - 4 presenters = 3 minutes each
  - 5 or more presenters = 2 minutes each
- Parent/Guardian will receive a written determination within five (5) working days of the meeting.
- There is no appeal process. The decision is final.
- A subsequent hearing may be granted in the event of a situation change or additional information.



**PERSONAL | PASSIONATE | PROGRESSIVE**



# District and School Grade Summary 2019

*DAC September 2019*

Dr. Jeff Spiro, Chief Academic Officer

Ryan Libby, Accountability, Research, and Assessment

Candace Allevato, Curriculum and Instruction

Dr. Richard Itzen, Accountability, Research and Assessment





# State Accountability System Criteria

- Schools/district must test 95% of students (Survey 3 students still enrolled at the time of testing)
- To be included students must be in the same school/district in Survey 2 and 3
- ELL students are included in Achievement after 2 years (1 year for Learning Gains)
- To be included in Learning Gains, students must have FSA/FSAA scores two years in a row



# State Accountability System Components

- Achievement
  - English Language Arts (100 points)
  - Mathematics (100 points)
  - Science (100 points)
  - Social Studies (100 points)
- Learning Gains
  - English Language Arts (100 points)
  - Mathematics (100 points)



# State Accountability System Components Continued

- Learning Gains of the Lowest 25%
  - English Language Arts (100 points)
  - Mathematics (100 points)
- Middle School Acceleration (100 points)
- Graduation Rate (100 points)
- College and Career Acceleration (100 points)



# Learning Gains Criteria

- Increase achievement level from one year to the next
- Students scoring less than Level 3 in current year need to increase by at least one sublevel



- Students who scored Level 3 or 4 in the prior year need to stay at Level 3 or Level 4 (or higher)
- (and increase a scale score point – exception FSA to EOC transition)
- Students who scored Level 5 the prior year need to stay in Level 5 in the current year.



# District Grade Component Improvement

	2018	2019	Change
ELA Achievement	54%	55%	+1
Math Achievement	58%	59%	+1
Science Achievement	55%	53%	-2
Social Studies Achievement	67%	68%	+1
Middle School Acceleration	69%	68%	-1
Graduation Rate*	79%	83%	+4
College and Career Acceleration*	58%	55%	-3
ELA Learning Gains	52%	54%	+2
Math Learning Gains	56%	60%	+4
ELA Learning Gains of Lowest 25%	42%	42%	0
Math Learning Gains of Lowest 25%	46%	49%	+3

*\*Graduation Rate and College and Career Readiness are from prior year*



# District Grade & Ranking

	English Language Arts Achievement	Math Achievement	Science Achievement	Social Studies Achievement	Middle School Acceleration	Graduation Rate	College and Career Acceleration	% Making ELA Gains	% Making Math Gains	% of Lowest 25% Making Learning Gains in ELA	% of Lowest 25% Making Learning Gains in Math	Total Points Earned	Percent of Total Possible Points	District Grade	District Rank Among 67 Districts in Florida
2019	55	59	53	68	68	83	55	54	60	42	49	646	59	B	38th
2018	54	58	55	67	69	79	58	52	56	42	46	636	58	B	33rd
2017	54	55	52	65	70	78	59	52	53	42	43	623	57	B	30th
2016*	53	52	51	65	63	75	54	50	48	39	39	589	54	B	35th

A = 62% or higher, B = 54% - 61%, C = 41%- 53%, D = 32%- 40%, F = less than 32%

*\*New Learning Gains calculation implemented.*

*Graduation Rate and College and Career Readiness are from prior year*



# District Grade – District Comparisons

District	Total Schools	2019 Total A/B	2019 % A/B
BREVARD	95	65	68%
BROWARD	292	173	59%
DADE	443	332	75%
DUVAL	173	95	55%
HILLSBOROUGH	261	127	49%
<b>LEE</b>	<b>96</b>	<b>61</b>	<b>64%</b>
ORANGE	214	127	59%
PALM BEACH	197	134	68%
PINELLAS	129	76	59%
POLK	128	55	43%
CHARLOTTE	20	12	60.0%
COLLIER	55	40	72.7%



# FSA Results Breakdown

## FSA ELA: Percent of Students in Levels 3 - 5

	2018 FSA		2019 FSA		1 Yr Change	
	<i>Lee</i>	<i>State</i>	<i>Lee</i>	<i>State</i>	<i>Lee</i>	<i>State</i>
Grade 3	55%	57%	<b>58%</b>	58%	<b>+3</b>	+1
Grade 4	53%	56%	<b>55%</b>	58%	<b>+2</b>	+2
Grade 5	52%	55%	<b>54%</b>	56%	<b>+2</b>	+1
Grade 6	51%	52%	<b>52%</b>	54%	<b>+1</b>	+2
Grade 7	50%	51%	<b>51%</b>	52%	<b>+1</b>	+1
Grade 8	56%	58%	<b>57%</b>	56%	<b>+1</b>	-2
Grade 9	51%	53%	<b>51%</b>	55%	<b>0</b>	+2
Grade 10	50%	53%	<b>48%</b>	53%	<b>-2</b>	0





# FSA Results Breakdown

## FSA Math: Percent of Students in Levels 3 - 5

	2018 FSA		2019 FSA		1 Yr Change	
	<i>Lee</i>	<i>State</i>	<i>Lee</i>	<i>State</i>	<i>Lee</i>	<i>State</i>
Grade 3	58%	62%	<b>61%</b>	62%	<b>+3</b>	0
Grade 4	58%	62%	<b>62%</b>	64%	<b>+4</b>	+2
Grade 5	57%	61%	<b>58%</b>	60%	<b>+1</b>	-1
Grade 6	41%	52%	<b>47%</b>	55%	<b>+6</b>	+3
Grade 7	65%	54%	<b>57%</b>	54%	<b>-8</b>	0
Grade 8	47%	45%	<b>60%</b>	46%	<b>+13</b>	+1



# FSA Results Breakdown

Algebra 1 End-of-Course Assessment: Percent of Students in Levels 3-5						
	2018		2019 FSA		1 Yr Change	
	<i>Lee</i>	<i>State</i>	<i>Lee</i>	<i>State</i>	<i>Lee</i>	<i>State</i>
First Time Test-Takers	62%	63%	<b>60%</b>	62%	<b>-2</b>	-1

Geometry End-of-Course Assessment: Percent of Students in Levels 3-5						
	2018		2019 FSA		1 Yr Change	
	<i>Lee</i>	<i>State</i>	<i>Lee</i>	<i>State</i>	<i>Lee</i>	<i>State</i>
First Time Test-Takers	53%	57%	<b>50%</b>	57%	<b>-3</b>	0



# FSA Results Breakdown

## FCAT Science: Percent of Students in Levels 3 - 5

	2018		2019 FSA		1 Yr Change	
	<i>Lee</i>	<i>State</i>	<i>Lee</i>	<i>State</i>	<i>Lee</i>	<i>State</i>
Grade 5	52%	55%	<b>50%</b>	53%	<b>-2</b>	-2
Grade 8	48%	50%	<b>46%</b>	48%	<b>-2</b>	-2

## Biology 1 End-of-Course Assessment: Percent of Students in Levels 3-5

	2018		2019 FSA		1 Yr Change	
	<i>Lee</i>	<i>State</i>	<i>Lee</i>	<i>State</i>	<i>Lee</i>	<i>State</i>
First Time Test-Takers	61%	65%	<b>56%</b>	67%	<b>-5</b>	+2



# FSA Results Breakdown

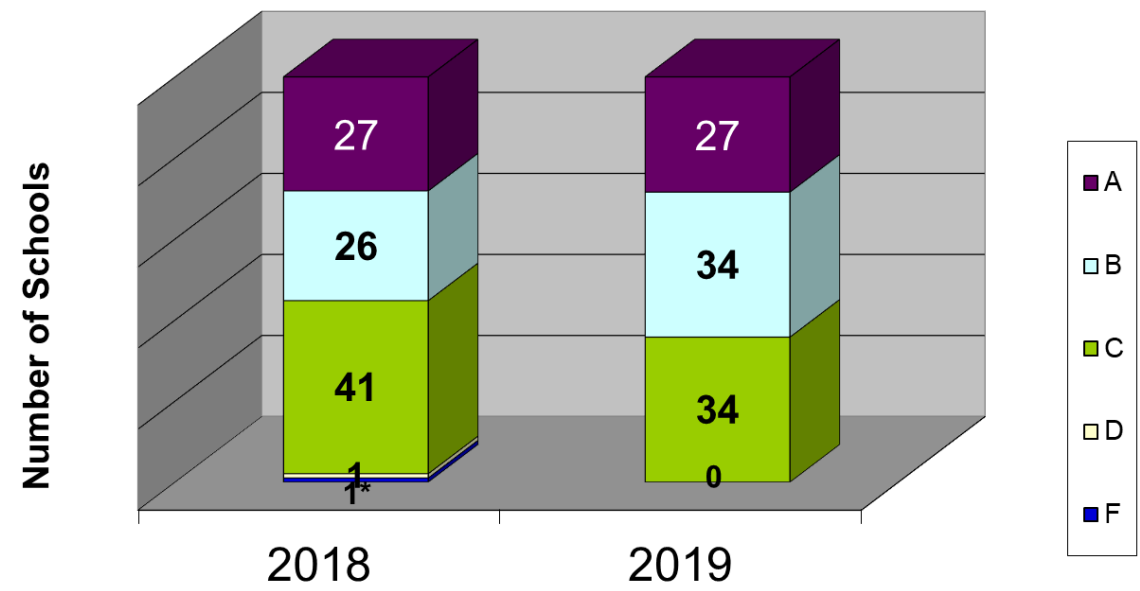
Civics End-of-Course Assessment: Percent of Students in Levels 3-5						
	2018		2019 FSA		1 Yr Change	
	<i>Lee</i>	<i>State</i>	<i>Lee</i>	<i>State</i>	<i>Lee</i>	<i>State</i>
First Time Test-Takers	66%	71%	<b>67%</b>	71%	<b>+1</b>	0

U. S. History End-of-Course Assessment: Percent of Students in Levels 3-5						
	2018		2019 FSA		1 Yr Change	
	<i>Lee</i>	<i>State</i>	<i>Lee</i>	<i>State</i>	<i>Lee</i>	<i>State</i>
First Time Test-Takers	62%	68%	<b>64%</b>	70%	<b>+2</b>	+2



# School Grade Changes: 2018 to 2019

### School Grades 2018 to 2019



\*Charter school that is no longer open



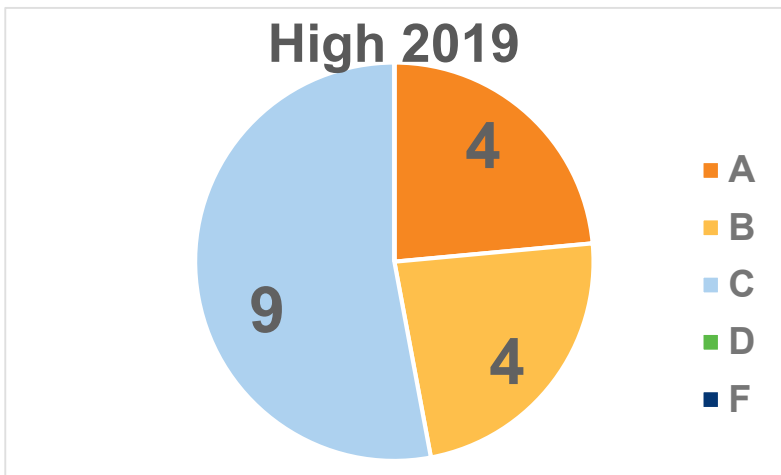
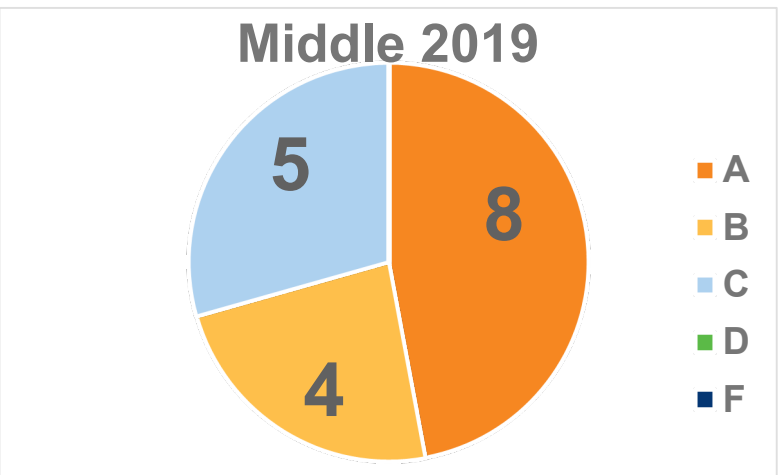
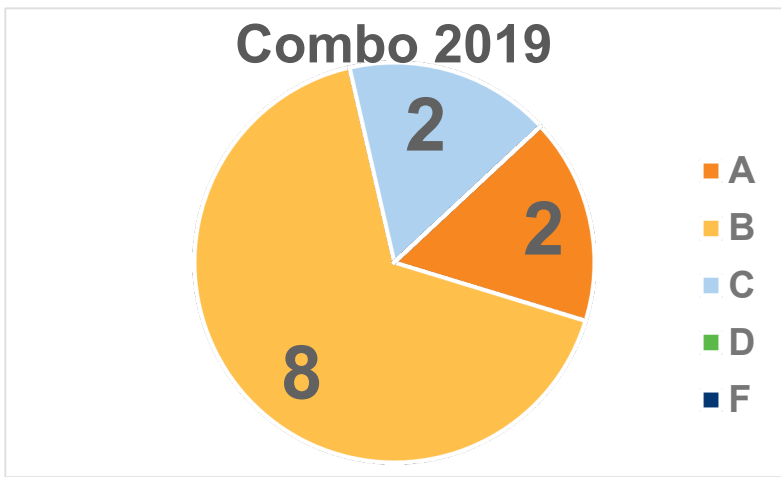
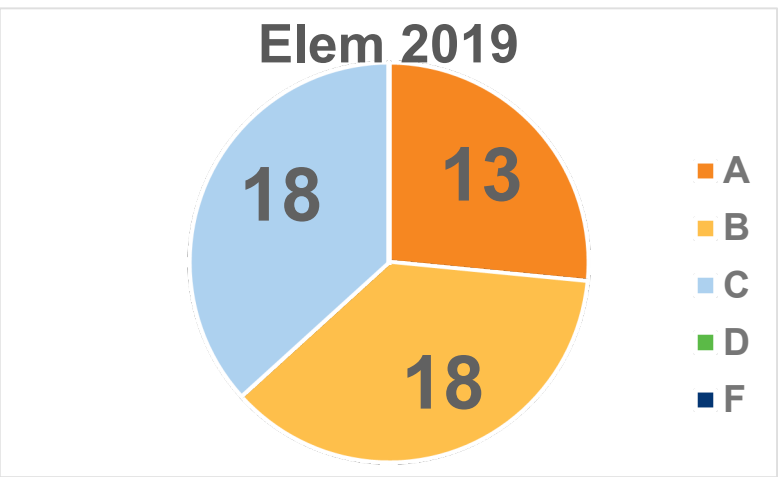
# 2018 to 2019 DA School Grades Comparison

School Year	A	B	C	D	F	Total
2019	27	34	34	<u>0</u>	<u>0</u>	95
2018	27	26	41	1	1*	96

\*Charter school that closed – July 2018



# 2019 School Grade by Level





# 2018 to 2019 School Grades Comparisons

- 20 schools improved their grade (21%)
  - 19 improved one letter grade
  - 1 improved two letter grades
- 64 schools maintained (67%)
- 10 schools decreased (11%)

Note: 1 school first time graded





# 2018 to 2019 School Grades Comparisons

## Non-Charter Schools

- 18 (23%) – Improved School Grade
- 55 (78%) – Maintained School Grade
- 7 (9%) – Decreased School Grade



# Conclusions

## Positives

- Improvement in ELA, Math, Social Studies Achievement
- Great Improvement in Math Learning Gains
- Significant increase in Graduation Rate
- Elimination of DA schools
- East Lee County HS out of turnaround status



# Focused Work on the ABC's

## Attendance, Behavior, Classroom Success

- Standards-based Instructional Planning & Integration
  - Curriculum Maps
  - Instructional Guides
  - Formative Assessment
  - Achievement Level Descriptors
  - ESE/ELL Supports
- Rigor
  - High-Yield Instructional Strategies
  - Enrichment/Gifted Supports
- Intervention/Extension
  - Scheduling for Flexible Groups
  - Diagnostic/TAG – Targeting Achievement Gaps
  - Enrichment/Gifted Supports
- Student Learning Goals & Feedback
- Instructional Technology Integration
- Social and Emotional Learning
  - Crisis Protocols
  - District/School-wide Positive Behavior Plan
  - Culturally Responsive Classrooms
- Instructional Coaching & Monitoring
  - Instructional Rounds/Learning Walks
- Professional Learning Communities
  - Leading and Learning Teams